

Scaled data based on original data using
LM-79-08 Approved Method: Electrical and Photometric Measurements of Solid-
State Lighting Products

Test Report Prepared for
Cooper Lighting Solutions
(formerly Eaton)

Brand: McGRAW-EDISON

Report Number: P228805

Luminaire Tested: **ISC-AF-600-LED-E1-RW-7030**

Issue Date: 3/3/2020

Test Information

Test Method: LM-79-08
Report Number: P228805
TEST IS SCALED FROM IESNA LM-79-08 TEST DATA (P29765)
Test Lab: INNOVATION CENTER-P2
Issue Date: 3/3/2020
Manufacturer: COOPER LIGHTING SOLUTIONS (FORMERLY EATON)
Product Line: MCGRAW-EDISON
Catalog Number: ISC-AF-600-LED-E1-RW-7030
Description: IMPACT ELITE LED CYLINDER LUMINAIRE
LIGHT SQUARE WITH ACCULED OPTICS-RECTANGULAR WIDE TYPE I
Light Source: (16) 3000K CCT, 70 CRI LEDs
Ballast/Driver: ELECTRONIC DRIVER

Summary

Lumens per Lamp: N/A
Luminaire Lumens: 3451 lumens
Efficiency: N/A
Efficacy: 102.4 lumens/watt
Luminous Opening: Rectangular (W 0.5' x L: 0.5' x H: 0')
IES Classification: Type II - Medium - Full Cutoff
BUG Rating: B2 - U0 - G2

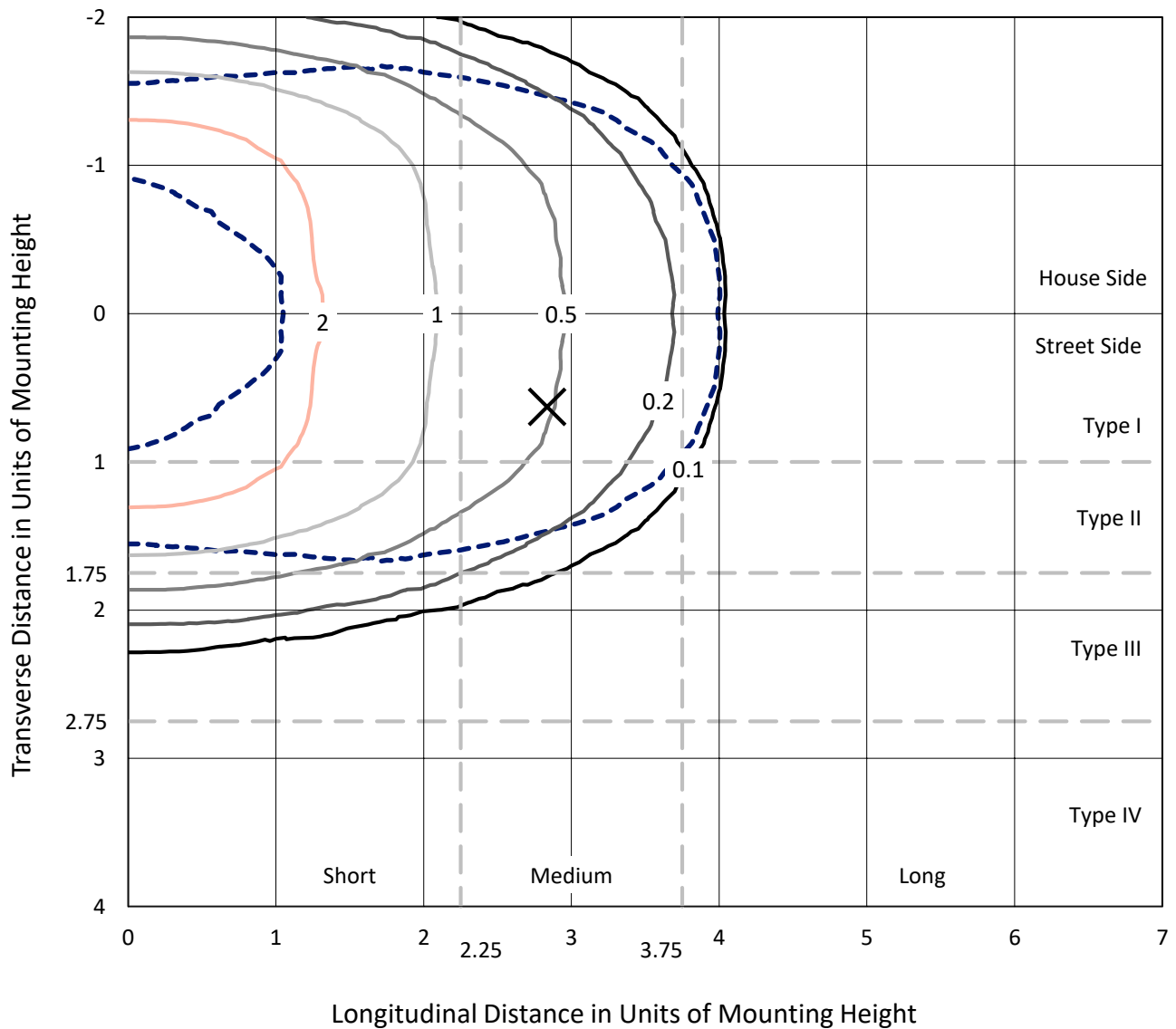
Input Watts (W): 33.7
Input Voltage (V): 120
Input Current (Ain): NR
Voltage Rise (V): NR
Power Factor: NR
Total Harmonic Distortion (THDi): NR
Frequency (hertz): 60
Stabilization Time: NR
Operation Time: NR
Ambient Temperature (°C): NR
Test Distance: 25 FT



REPORT NUMBER: P228805
 CATALOG NUMBER: ISC-AF-600-LED-E1-RW-7030

Iso-Footcandle Lines of Horizontal Illumination

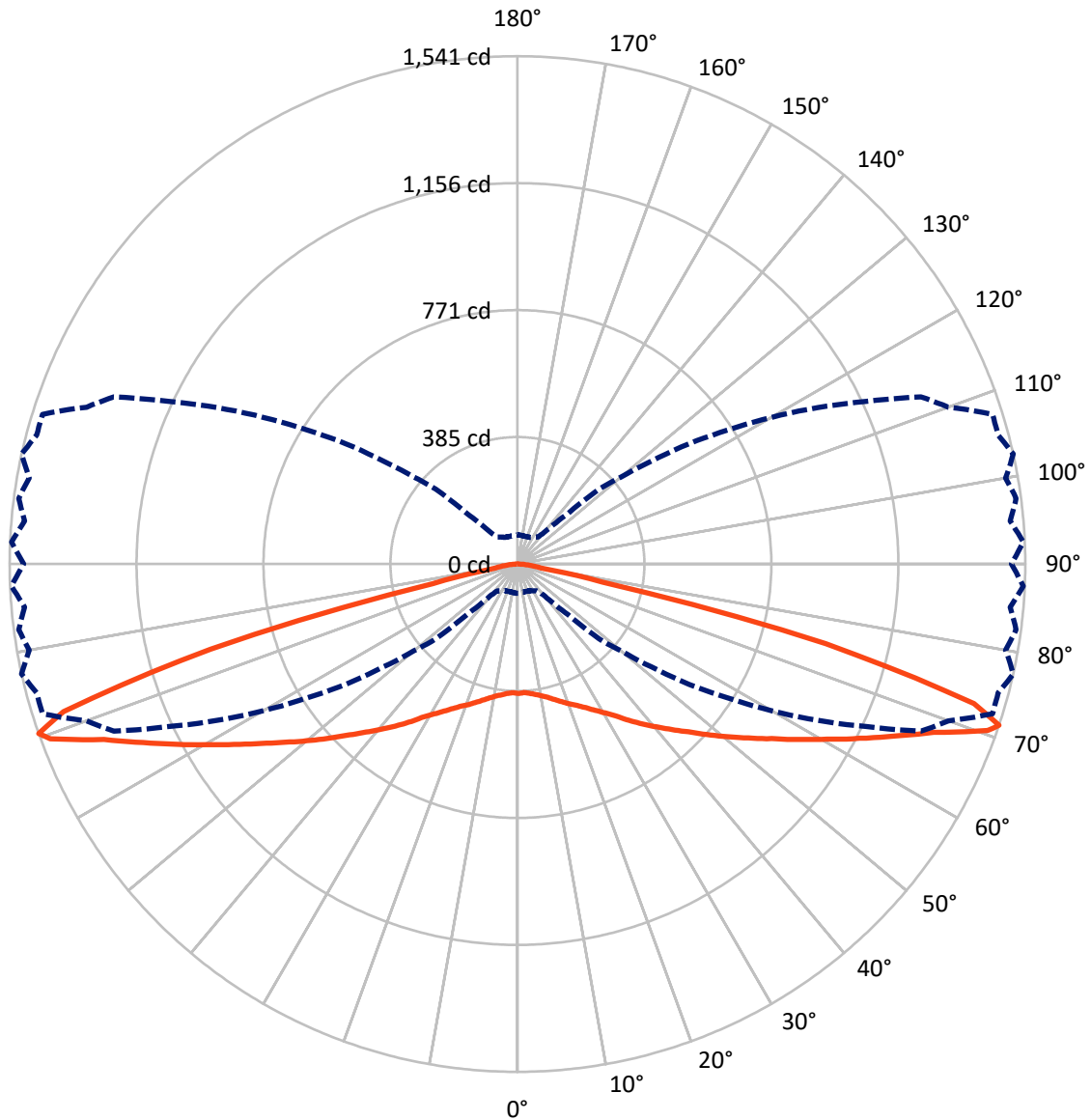
× Max cd
 - - - 1/2 Max cd



Based on 10 foot mounting height. Maximum calculated value = 4 fc
 Type II - Medium - Full Cutoff

REPORT NUMBER: P228805
CATALOG NUMBER: ISC-AF-600-LED-E1-RW-7030

Luminous Intensity Polar Plot



— Vertical Plane Through 77.5-Deg Lateral - - - Horizontal Cone Through 71-Deg Vertical

REPORT NUMBER: P228805

CATALOG NUMBER: ISC-AF-600-LED-E1-RW-7030

FLUX DISTRIBUTION:

		Downward	Upward	Total
House Side	Lumens	1725.5	0.0	1725.5
	% Fixture	50.0	0.0	50.0
Street Side	Lumens	1725.5	0.0	1725.5
	% Fixture	50.0	0.0	50.0
Total	Lumens	3451.0	0.0	3451.0
	% Fixture	100.0	0.0	100.0

ZONAL LUMENS:

Zone	Lumens	% Fixture
0°-10°	38.0	1.1
10°-20°	118.6	3.4
20°-30°	222.0	6.4
30°-40°	386.4	11.2
40°-50°	630.4	18.3
50°-60°	870.0	25.2
60°-70°	825.3	23.9
70°-80°	339.7	9.8
80°-90°	20.5	0.6
90°-100°	0.0	0.0
100°-110°	0.0	0.0
110°-120°	0.0	0.0
120°-130°	0.0	0.0
130°-140°	0.0	0.0
140°-150°	0.0	0.0
150°-160°	0.0	0.0
160°-170°	0.0	0.0
170°-180°	0.0	0.0
0°-90°	3451.0	100.0
0°-180°	3451.0	100.0

Coefficient of Utilization



REPORT NUMBER: P228805

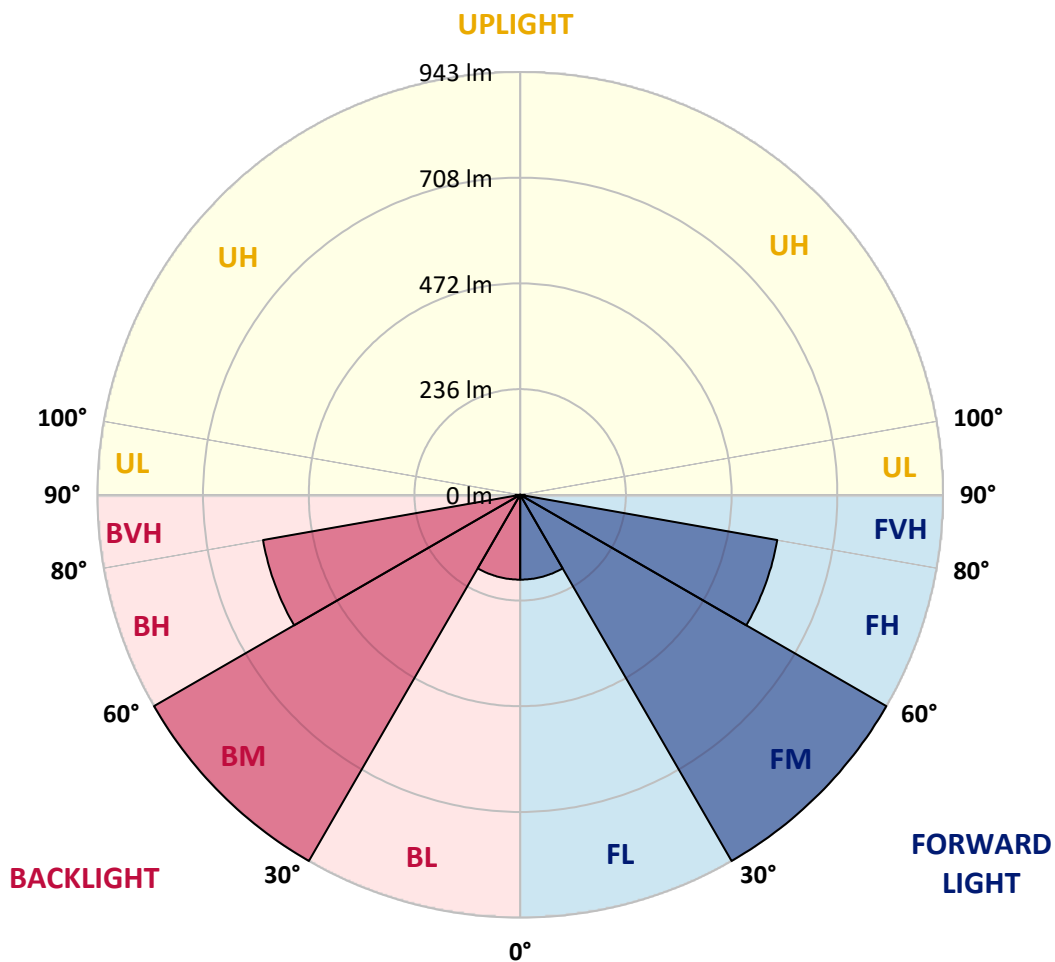
CATALOG NUMBER: ISC-AF-600-LED-E1-RW-7030

LUMINAIRE CLASSIFICATION SYSTEM LUMEN TABLE AND BUG RATING:

Zone	Lumens	% Fixture	Zone Rating/Lumen Limit		
			B	U	G
FL (0°-30°)	189.3	5.5			
FM (30°-60°)	943.4	27.3			
FH (60°-80°)	582.5	16.9			G0/660
FVH (80°-90°)	10.3	0.3			G1/100
BL (0°-30°)	189.3	5.5	B1/500		
BM (30°-60°)	943.4	27.3	B1/1000		
BH (60°-80°)	582.5	16.9	B2/1000		G2/1000
BVH (80°-90°)	10.3	0.3			G1/100
UL (90°-100°)	0.0	0.0		U0/0	
UH (100°-180°)	0.0	0.0		U0/0	

BUG Rating: B2-U0-G2

Type II Medium





REPORT NUMBER: P228805

CATALOG NUMBER: ISC-AF-600-LED-E1-RW-7030

CANDELA DISTRIBUTION (FULL):

	0°	5°	15°	25°	35°	37.5°	40°	42.5°	45°	47.5°	50°
0°	393.0	393.0	393.0	393.0	393.0	393.0	393.0	393.0	393.0	393.0	393.0
2.5°	391.8	390.7	391.8	391.8	393.0	393.0	393.0	393.0	391.8	394.1	394.1
5°	391.8	391.8	393.0	393.0	395.2	397.5	394.1	395.2	396.4	395.2	397.5
7.5°	391.8	391.8	391.8	394.1	397.5	399.8	397.5	398.7	401.0	401.0	403.2
10°	388.4	387.2	389.5	394.1	399.8	403.2	402.1	406.7	405.5	406.7	408.9
12.5°	382.7	382.7	387.2	394.1	404.4	406.7	407.8	410.1	413.5	412.4	415.8
15°	383.8	385.0	389.5	398.7	411.2	413.5	414.7	414.7	420.4	418.1	424.9
17.5°	391.8	393.0	397.5	406.7	421.5	421.5	422.7	424.9	432.9	428.4	437.5
20°	404.4	405.5	410.1	420.4	434.1	432.9	435.2	437.5	447.8	443.2	452.4
22.5°	419.2	421.5	427.2	438.7	453.5	446.6	451.2	455.8	466.1	458.1	470.6
25°	439.8	443.2	448.9	461.5	477.5	469.5	474.1	477.5	488.9	477.5	490.1
27.5°	469.5	471.8	476.3	490.1	503.8	498.1	500.3	502.6	516.3	503.8	517.5
30°	504.9	508.3	512.9	525.5	539.2	530.0	534.6	536.9	548.3	535.7	547.2
32.5°	549.5	552.9	558.6	570.0	581.4	567.7	568.9	572.3	583.7	571.2	583.7
35°	602.0	604.3	612.3	626.0	634.0	612.3	613.4	613.4	628.3	611.1	624.8
37.5°	656.8	659.1	668.3	682.0	691.1	667.1	667.1	668.3	682.0	662.5	675.1
40°	713.9	720.8	731.1	744.8	751.6	724.2	726.5	725.4	741.4	718.5	731.1
42.5°	771.1	776.8	791.6	807.6	815.6	788.2	789.3	785.9	801.9	777.9	788.2
45°	820.2	824.8	843.0	865.9	878.4	849.9	849.9	849.9	865.9	836.2	848.7
47.5°	860.2	863.6	883.0	916.1	936.7	908.1	910.4	905.9	929.8	893.3	910.4
50°	888.7	889.9	915.0	952.7	988.1	961.8	965.3	967.5	990.4	958.4	973.3
52.5°	897.9	900.1	928.7	974.4	1025.8	1008.7	1021.2	1025.8	1046.4	1012.1	1032.7
55°	865.9	871.6	915.0	982.4	1052.1	1046.4	1061.2	1070.4	1096.6	1068.1	1089.8
57.5°	758.5	765.4	825.9	936.7	1057.8	1066.9	1087.5	1102.3	1140.0	1122.9	1146.9
60°	605.4	611.1	672.8	806.5	985.8	1041.8	1088.6	1130.9	1169.7	1173.2	1204.0
62.5°	415.8	423.8	483.2	611.1	829.3	903.6	971.0	1040.7	1105.8	1184.6	1224.6
65°	203.3	207.9	258.2	381.5	608.9	703.7	782.5	880.7	941.3	1054.4	1119.5
67.5°	111.9	111.9	119.9	158.8	325.6	419.2	503.8	627.1	688.8	828.2	911.6
70°	93.7	93.7	91.4	97.1	123.4	146.2	189.6	260.4	346.1	486.6	562.0
71°	89.1	88.0	86.8	89.1	99.4	104.0	122.2	159.9	217.0	335.8	410.1
72.5°	83.4	81.1	77.7	78.8	84.5	84.5	88.0	93.7	115.4	157.6	211.3
75°	72.0	69.7	66.3	66.3	67.4	68.5	69.7	72.0	73.1	75.4	84.5
77.5°	59.4	57.1	53.7	53.7	52.5	53.7	56.0	57.1	54.8	59.4	60.5
80°	45.7	42.3	41.1	41.1	40.0	38.8	38.8	38.8	40.0	42.3	43.4
82.5°	28.6	26.3	27.4	26.3	25.1	25.1	25.1	25.1	26.3	26.3	28.6
85°	13.7	13.7	14.9	13.7	11.4	11.4	10.3	9.1	10.3	9.1	11.4
87.5°	0.0	0.0	0.0	0.0	0.0	0.0	0.0	0.0	0.0	0.0	1.1
90°	0.0	0.0	0.0	0.0	0.0	0.0	0.0	0.0	0.0	0.0	0.0



REPORT NUMBER: P228805

CATALOG NUMBER: ISC-AF-600-LED-E1-RW-7030

CANDELA DISTRIBUTION (continued):

	52.5°	55°	57.5°	60°	62.5°	65°	67.5°	70°	72.5°	75°	77.5°
0°	393.0	393.0	393.0	393.0	393.0	393.0	393.0	393.0	393.0	393.0	393.0
2.5°	390.7	393.0	391.8	393.0	390.7	393.0	389.5	393.0	391.8	393.0	390.7
5°	394.1	397.5	394.1	398.7	394.1	398.7	394.1	398.7	395.2	398.7	394.1
7.5°	397.5	404.4	399.8	405.5	399.8	406.7	399.8	406.7	402.1	407.8	399.8
10°	404.4	412.4	405.5	412.4	405.5	413.5	405.5	414.7	407.8	416.9	406.7
12.5°	410.1	419.2	412.4	421.5	411.2	423.8	413.5	427.2	415.8	429.5	415.8
15°	418.1	429.5	422.7	432.9	422.7	436.4	423.8	439.8	427.2	442.1	427.2
17.5°	429.5	442.1	432.9	445.5	434.1	448.9	435.2	452.4	439.8	454.6	439.8
20°	445.5	455.8	446.6	460.4	447.8	461.5	450.1	463.8	453.5	467.2	453.5
22.5°	463.8	472.9	466.1	474.1	462.6	474.1	462.6	474.1	466.1	477.5	466.1
25°	484.3	491.2	483.2	491.2	480.9	490.1	479.8	488.9	480.9	491.2	483.2
27.5°	511.8	515.2	506.0	512.9	500.3	509.5	498.1	507.2	499.2	508.3	502.6
30°	541.5	544.9	535.7	540.3	526.6	532.3	519.8	527.8	520.9	527.8	524.3
32.5°	574.6	579.2	568.9	571.2	559.7	560.9	550.6	554.0	548.3	550.6	549.5
35°	612.3	618.0	606.6	610.0	597.4	597.4	588.3	587.2	584.9	582.6	582.6
37.5°	660.3	662.5	653.4	653.4	638.6	638.6	627.1	627.1	622.6	618.0	615.7
40°	712.8	713.9	699.1	698.0	683.1	683.1	670.5	667.1	659.1	653.4	650.0
42.5°	768.8	767.6	745.9	748.2	726.5	727.7	711.7	708.2	700.2	693.4	686.5
45°	825.9	821.3	799.6	798.5	773.3	774.5	755.1	752.8	741.4	734.5	726.5
47.5°	884.2	881.9	857.9	852.2	825.9	824.8	799.6	799.6	788.2	781.3	773.3
50°	944.7	943.6	916.1	912.7	885.3	880.7	851.0	851.0	837.3	835.0	823.6
52.5°	1011.0	1006.4	976.7	975.5	949.3	945.8	913.9	911.6	891.0	889.9	877.3
55°	1076.1	1068.1	1048.6	1039.5	1013.2	1012.1	983.5	977.8	951.6	951.6	935.6
57.5°	1135.5	1128.6	1112.6	1104.6	1079.5	1076.1	1045.2	1045.2	1022.4	1021.2	1004.1
60°	1197.1	1199.4	1182.3	1178.9	1154.9	1153.7	1122.9	1122.9	1100.1	1098.9	1079.5
62.5°	1249.7	1272.5	1265.7	1268.0	1247.4	1244.0	1213.1	1210.9	1184.6	1181.2	1165.2
65°	1198.3	1278.3	1329.7	1363.9	1361.6	1360.5	1330.8	1326.2	1293.1	1284.0	1257.7
67.5°	1006.4	1110.3	1204.0	1306.8	1382.2	1439.3	1456.5	1449.6	1421.0	1394.8	1362.8
70°	674.0	793.9	912.7	1040.7	1169.7	1295.4	1424.5	1480.4	1539.8	1519.3	1513.6
71°	512.9	636.3	755.1	889.9	1026.9	1166.3	1325.1	1391.3	1511.3	1510.1	1541.0
72.5°	289.0	398.7	525.5	643.1	772.2	916.1	1079.5	1152.6	1325.1	1359.4	1448.5
75°	92.5	126.8	167.9	265.0	345.0	476.3	597.4	670.5	784.8	841.9	966.4
77.5°	61.7	68.5	70.8	82.2	92.5	131.4	178.2	218.2	239.9	251.3	263.9
80°	44.6	48.0	50.3	56.0	57.1	64.0	64.0	70.8	69.7	74.3	70.8
82.5°	28.6	32.0	33.1	35.4	36.6	41.1	43.4	48.0	48.0	50.3	49.1
85°	13.7	16.0	16.0	18.3	18.3	21.7	21.7	25.1	25.1	28.6	27.4
87.5°	1.1	1.1	1.1	2.3	2.3	2.3	3.4	4.6	4.6	4.6	4.6
90°	0.0	0.0	0.0	0.0	0.0	0.0	0.0	0.0	0.0	0.0	0.0



REPORT NUMBER: P228805

CATALOG NUMBER: ISC-AF-600-LED-E1-RW-7030

CANDELA DISTRIBUTION (continued):

	80°	82.5°	85°	87.5°	90°
0°	393.0	393.0	393.0	393.0	393.0
2.5°	394.1	393.0	394.1	391.8	394.1
5°	399.8	395.2	401.0	395.2	401.0
7.5°	408.9	403.2	410.1	401.0	408.9
10°	416.9	408.9	418.1	408.9	416.9
12.5°	430.7	418.1	432.9	418.1	432.9
15°	444.4	429.5	447.8	431.8	446.6
17.5°	456.9	443.2	460.4	444.4	459.2
20°	468.4	455.8	470.6	454.6	470.6
22.5°	479.8	471.8	483.2	471.8	483.2
25°	494.6	488.9	496.9	488.9	496.9
27.5°	511.8	509.5	514.0	508.3	515.2
30°	531.2	532.3	533.5	532.3	534.6
32.5°	555.2	560.9	558.6	558.6	558.6
35°	588.3	598.6	591.7	594.0	592.9
37.5°	619.1	634.0	624.8	628.3	626.0
40°	653.4	663.7	661.4	661.4	659.1
42.5°	691.1	703.7	700.2	701.4	699.1
45°	732.2	743.6	739.1	737.9	739.1
47.5°	779.1	791.6	785.9	784.8	785.9
50°	828.2	843.0	838.5	836.2	838.5
52.5°	881.9	900.1	897.9	895.6	899.0
55°	944.7	961.8	959.5	961.8	963.0
57.5°	1007.5	1026.9	1022.4	1028.1	1030.4
60°	1086.3	1097.8	1098.9	1100.1	1101.2
62.5°	1166.3	1170.9	1174.3	1177.7	1178.9
65°	1258.8	1260.0	1262.3	1258.8	1262.3
67.5°	1347.9	1339.9	1338.8	1342.2	1344.5
70°	1486.2	1486.2	1474.7	1490.7	1477.0
71°	1504.4	1526.1	1501.0	1536.4	1498.7
72.5°	1415.3	1455.3	1426.8	1458.7	1421.0
75°	984.7	1077.2	1076.1	1121.8	1085.2
77.5°	273.0	255.9	273.0	235.3	225.0
80°	74.3	67.4	73.1	61.7	69.7
82.5°	49.1	42.3	41.1	33.1	35.4
85°	28.6	21.7	21.7	17.1	18.3
87.5°	4.6	1.1	4.6	2.3	3.4
90°	0.0	0.0	0.0	0.0	0.0

(END OF REPORT)